

Intuit 1099 E-Filing [1~888~493~2290] Service: Complete Guide to Filing 1099 Forms Online with QuickBooks

Filing **1099 forms** is a critical IRS requirement for businesses that pay contractors, freelancers, or non-employees. To simplify compliance, **Intuit 1099 E-Filing [1~888~493~2290] Service** allows businesses to **prepare, e-file, and distribute 1099 forms online**—directly from **QuickBooks Desktop and QuickBooks Online**.

This guide explains **what Intuit 1099 E-Filing [1~888~493~2290] Service is**, how it works, supported forms, pricing, deadlines, and **step-by-step instructions** to file 1099s accurately and on time.

What Is Intuit 1099 E-Filing [1~888~493~2290] Service?

Intuit 1099 E-Filing [1~888~493~2290] Service is an IRS-authorized electronic filing solution that helps businesses:

- Prepare 1099 forms directly from QuickBooks
- E-file 1099s with the IRS
- Mail or electronically deliver copies to contractors
- Track filing status and confirmations

It eliminates paper filing, manual calculations, and mailing hassles while reducing errors and penalties.

Who Needs to Use the Intuit 1099 E-Filing [1~888~493~2290] Service?

You must file 1099 forms if you:

- Paid **\$600 or more** to an independent contractor during the tax year
- Paid non-employee compensation, rent, interest, royalties, or miscellaneous income
- Are a **small business, LLC, partnership, or corporation** (with exceptions)
- Use **QuickBooks Online or QuickBooks Desktop** for accounting

1099 Forms Supported by Intuit

Intuit supports multiple IRS 1099 forms, including:

Commonly Used Forms

- **Form 1099-NEC** – Non-employee compensation
- **Form 1099-MISC** – Rent, royalties, prizes, and other income

- **Form 1099-INT** – Interest income

Other Supported Forms

- 1099-DIV
- 1099-R
- 1099-B
- 1099-S
- 1099-K (for applicable payment reporting)

Key Features of Intuit 1099 E-Filing [1~888~493~2290] Service

1. Seamless QuickBooks Integration

Automatically pulls contractor and payment data from QuickBooks.

2. IRS-Authorized E-Filing

Ensures compliance with IRS electronic filing requirements.

3. Error Checks & Validation

Built-in checks help prevent rejected filings.

4. Contractor Delivery Options

- USPS mailing
- Online contractor access
- Email notifications

5. Filing Status Tracking

Get confirmation when the IRS accepts your 1099 forms.

Intuit 1099 E-Filing [1~888~493~2290] Deadlines

Form Type	IRS Deadline	1099-NEC	January 31	1099-MISC	January 31
(paper & e-file)	Contractor Copies	January 31			

 Late filing may result in IRS penalties starting at **\$60 per form**, increasing with delay.

How to Use Intuit 1099 E-Filing [1~888~493~2290] Service (Step-by-Step)

Step 1: Prepare Contractors in QuickBooks

- Confirm contractor names
- Verify addresses and email IDs
- Ensure **W-9 information** (SSN/EIN) is correct

Step 2: Review Payments

- Confirm eligible payments
- Exclude reimbursed expenses
- Verify account mappings

Step 3: Open 1099 E-Filing [1~888~493~2290]

- QuickBooks Online:
- **Taxes → 1099 filings**
- QuickBooks Desktop:
- **Vendors → Print/E-file 1099s**

Step 4: Review Form Details

- Validate amounts
- Fix flagged errors
- Preview IRS forms

Step 5: E-File with the IRS

- Submit electronically
- Receive IRS acceptance confirmation

Step 6: Send Copies to Contractors

- Mail paper copies
- Or provide online access

Intuit 1099 E-Filing [1~888~493~2290] Pricing (Overview)



Pricing depends on:




- Number of forms filed
- Delivery method (e-file only or e-file + mail)
- QuickBooks version



Pro Tip: Filing early often costs less and avoids last-minute penalties.

Benefits of Using Intuit 1099 E-Filing [1~888~493~2290] Service

-  Faster IRS submission
-  Reduced filing errors

-  No paper forms required
-  Secure contractor data handling
-  Fully compliant with IRS regulations

Common Issues & How to Fix Them

1099 Rejected by IRS

- Incorrect TIN or name mismatch
- Invalid address formatting
- Duplicate filing

Fix: Correct contractor details and re-submit.

Missing Contractors

- Contractor not marked as 1099-eligible
- Payments excluded from 1099 accounts

Fix: Update contractor settings in QuickBooks.

Is Intuit 1099 E-Filing [1~888~493~2290] Safe & Compliant?

Yes. Intuit uses **IRS-approved security protocols**, encrypted data transfer, and compliance checks to ensure safe and accurate tax filing.

Final Thoughts

The **Intuit 1099 E-Filing [1~888~493~2290] Service** is one of the easiest and most reliable ways to stay compliant with IRS reporting requirements. Whether you're a small business owner, accountant, or bookkeeper, this service simplifies the entire 1099 process—from preparation to IRS acceptance.

If you use QuickBooks, e-filing your 1099s through Intuit saves time, reduces risk, and keeps your business compliant year after year.

For Support Call Now At +1-888-493-2290